



interest profiler

Instrument _____

*a tool for career
exploration*



U.S. Department of Labor
Employment and Training Administration



THE O*NET™ CAREER EXPLORATION TOOLS

As you explore your career options, you should know that other tools will be available to help you. The **Interest Profiler** is just one of five **O*NET Career Exploration Tools**. The other tools are:

- ▼ The **Computerized Interest Profiler** — helps you find out what your work-related interests are. It is similar to the paper-and-pencil **Interest Profiler**, except that you answer and score the questions on a computer.
- ▼ The **Ability Profiler** — helps you find out what kinds of jobs you can learn to do well. It can help you recognize where your strengths are and where you might need more training or education.
- ▼ The **Work Importance Locator** — helps you decide what is important to you in a job. It can help you identify occupations that you may find satisfying.
- ▼ The **Work Importance Profiler** — a computer-based version of the **Work Importance Locator**.

These tools give you three important pieces of information that are valuable to you when exploring careers:

- (1) what is important to you in your world of work,
- (2) what you can do well, and
- (3) what you like to do.

You may use the tools separately or together. You can use them to identify occupations in the world of work that you may want to explore.



<http://www.careeronestop.org>



<http://online.onetcenter.org>

© 2000, U.S. Department of Labor, Employment and Training Administration. All rights reserved.

For sale by the Superintendent of Documents, U.S. Government Printing Office
Internet: bookstore.gpo.gov Phone: (202) 512-1800 Fax: (202) 512-2250
Mail: Stop SSOP, Washington, DC 20402-0001

S/N 029-030-00001-4

GETTING STARTED

First, write your **name** and the **date**. Then, read the section below.

NAME: _____ DATE: _____

WELCOME TO THE INTEREST PROFILER

The **Interest Profiler** helps you find out what your interests are and how they relate to the world of work. It does this by asking you to answer questions that represent important interest areas. Your **Interest Profiler** scores will help you identify your strongest work-related interests. Knowing your work interests can help you decide what kinds of jobs and careers you want to explore.

You **should use** your **Interest Profiler** results to explore the world of work and identify occupations that can satisfy your particular interests. You will be able to look at the interests satisfied by occupations and compare them to your own interests. Talk to a vocational/employment counselor or teacher for more help on how to use your **Interest Profiler** results.

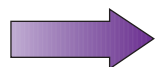
Your **Interest Profiler** results **should not be used** for employment or hiring decisions. Employers, education programs, or other job-related programs should not use your results as part of a screening process for jobs or training.

If you think that your **Interest Profiler** results are being used incorrectly, talk to your vocational/employment counselor, teacher, or program administrator. You can also contact the National Center for O*NET Development for assistance.

National Center for O*NET Development
Attention: Customer Service
700 Wade Avenue
Raleigh, NC 27605

Phone: (919) 733-2790
Fax: (919) 715-0778
e-mail: onet@ncmail.net

Now, turn the page to learn more
about your work-related interests!



HINTS FOR COMPLETING THE INTEREST PROFILER

The **Interest Profiler** questions describe work activities that some people do at their jobs. Read each question carefully and decide whether or not you would like to do the activity.

TRY NOT TO THINK ABOUT:

- (1) whether you have enough education or training to perform the activity, or
- (2) how much money you would make performing the activity.

SIMPLY THINK ABOUT WHETHER YOU WOULD “LIKE” OR “DISLIKE” PERFORMING THE WORK ACTIVITY.

POINTS TO REMEMBER:

- (1) **THIS IS NOT A TEST!** There are no right or wrong answers to the questions. The goal is for you to learn more about your personal work-related interests.
- (2) **THERE IS NO TIME LIMIT** for completing the questions. Take your time.

HOW TO COMPLETE THE INTEREST PROFILER

THIS IS HOW TO MARK YOUR ANSWERS TO THE INTEREST QUESTIONS:

If you think you would **LIKE** the work activity,
fill in the box containing the **L** next to the question, like this:

 L ? D

If you think you would **DISLIKE** the work activity,
fill in the box containing the **D** next to the question, like this:

 L ? D

If you are **UNSURE** whether you would like the work activity,
fill in the box containing the **?** next to the question, like this:

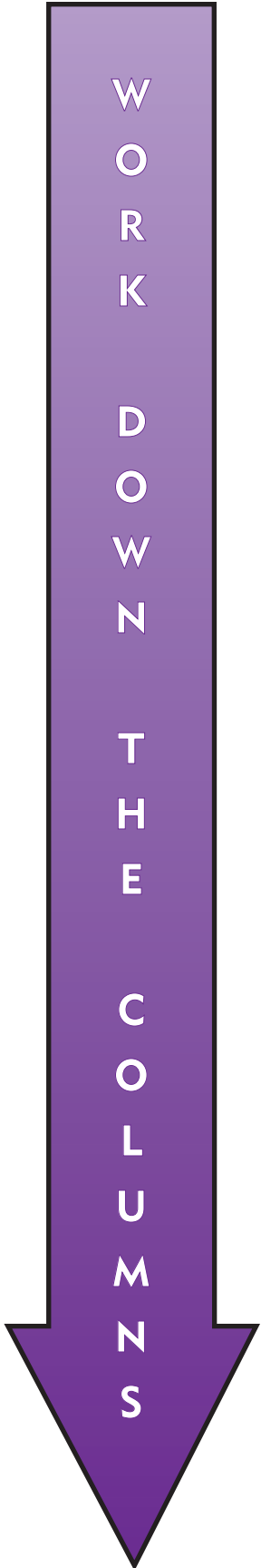
 L ? D

ANSWER THE QUESTIONS IN THE RIGHT ORDER!

The work activity questions begin on the following page. **It is important that you work from the top to the bottom in each column of questions!**

- (1) Start with question #1 at the top of the first column and **continue down the first column** until you reach the bottom of the page.
- (2) **Then go to the top of the second column** and answer all the questions in that column until you reach the bottom of the page.
- (3) **Continue to work down each column** until you have finished all four pages of questions. Please be sure to complete all of the questions.

When you have completed the questions, you will be given instructions for scoring the results of **your Interest Profiler!**



▼ **START HERE**

1. Build kitchen cabinets	L ? D
2. Guard money in an armored car	L ? D
3. Study space travel	L ? D
4. Make a map of the bottom of an ocean	L ? D
5. Conduct a symphony orchestra	L ? D
6. Write stories or articles for magazines	L ? D
7. Teach an individual an exercise routine	L ? D
8. Perform nursing duties in a hospital	L ? D
9. Buy and sell stocks and bonds	L ? D
10. Manage a retail store	L ? D
11. Develop a spreadsheet using computer software	L ? D
12. Proofread records or forms	L ? D

Continue at the top of the next column.



13. Operate a dairy farm	L ? D
14. Lay brick or tile	L ? D
15. Study the history of past civilizations	L ? D
16. Study animal behavior	L ? D
17. Direct a play	L ? D
18. Create dance routines for a show	L ? D
19. Give CPR to someone who has stopped breathing	L ? D
20. Help people with personal or emotional problems	L ? D
21. Sell telephone and other communication equipment	L ? D
22. Operate a beauty salon or barber shop	L ? D
23. Use a computer program to generate customer bills	L ? D
24. Schedule conferences for an organization	L ? D

Continue at the top of the next column.



25. Monitor a machine on an assembly line	L ? D
26. Repair household appliances	L ? D
27. Develop a new medicine	L ? D
28. Plan a research study	L ? D
29. Write books or plays	L ? D
30. Play a musical instrument	L ? D
31. Teach children how to read	L ? D
32. Work with mentally disabled children	L ? D
33. Sell merchandise over the telephone	L ? D
34. Run a stand that sells newspapers and magazines	L ? D
35. Keep accounts payable/receivable for an office	L ? D
36. Load computer software into a large computer network	L ? D

Continue at the top of the next column.

37. Drive a taxi cab	L	?	D
38. Install flooring in houses	L	?	D
39. Study ways to reduce water pollution	L	?	D
40. Develop a new medical treatment or procedure	L	?	D
41. Perform comedy routines in front of an audience	L	?	D
42. Perform as an extra in movies, plays, or television shows	L	?	D
43. Teach an elementary school class	L	?	D
44. Give career guidance to people	L	?	D
45. Give a presentation about a product you are selling	L	?	D
46. Buy and sell land	L	?	D
47. Transfer funds between banks using a computer	L	?	D
48. Organize and schedule office meetings	L	?	D

Continue at the top of the next column.

49. Raise fish in a fish hatchery	L	?	D
50. Build a brick walkway	L	?	D
51. Determine the infection rate of a new disease	L	?	D
52. Study rocks and minerals	L	?	D
53. Write reviews of books or plays	L	?	D
54. Compose or arrange music	L	?	D
55. Supervise the activities of children at a camp	L	?	D
56. Help people with family-related problems	L	?	D
57. Sell compact disks and tapes at a music store	L	?	D
58. Run a toy store	L	?	D
59. Use a word processor to edit and format documents	L	?	D
60. Operate a calculator	L	?	D

Continue at the top of the next column.

61. Assemble electronic parts	L	?	D
62. Drive a truck to deliver packages to offices and homes	L	?	D
63. Diagnose and treat sick animals	L	?	D
64. Study the personalities of world leaders	L	?	D
65. Act in a movie	L	?	D
66. Dance in a Broadway show	L	?	D
67. Perform rehabilitation therapy	L	?	D
68. Do volunteer work at a non-profit organization	L	?	D
69. Manage the operations of a hotel	L	?	D
70. Sell houses	L	?	D
71. Direct or transfer phone calls for a large organization	L	?	D
72. Perform office filing tasks	L	?	D

Continue at the top of the next column.

73. Paint houses	L	?	D
74. Enforce fish and game laws	L	?	D
75. Conduct chemical experiments	L	?	D
76. Conduct biological research	L	?	D
77. Draw pictures	L	?	D
78. Sing professionally	L	?	D
79. Help elderly people with their daily activities	L	?	D
80. Teach children how to play sports	L	?	D
81. Sell candy and popcorn at sports events	L	?	D
82. Manage a supermarket	L	?	D
83. Compute and record statistical and other numerical data	L	?	D
84. Generate the monthly payroll checks for an office	L	?	D

Continue at the top of the next page.

85. Operate a grinding machine in a factory	L ? D
86. Work on an offshore oil-drilling rig	L ? D
87. Study the population growth of a city	L ? D
88. Study whales and other types of marine life	L ? D
89. Perform stunts for a movie or television show	L ? D
90. Create special effects for movies	L ? D
91. Help disabled people improve their daily living skills	L ? D
92. Teach sign language to people with hearing disabilities	L ? D
93. Manage a department within a large company	L ? D
94. Sell a soft drink product line to stores and restaurants	L ? D
95. Take notes during a meeting	L ? D
96. Keep shipping and receiving records	L ? D

Continue at the top of the next column.

97. Perform lawn care services	L ? D
98. Assemble products in a factory	L ? D
99. Investigate crimes	L ? D
100. Study the movement of planets	L ? D
101. Conduct a musical choir	L ? D
102. Act in a play	L ? D
103. Help people who have problems with drugs or alcohol	L ? D
104. Help conduct a group therapy session	L ? D
105. Sell refreshments at a movie theater	L ? D
106. Sell hair-care products to stores and salons	L ? D
107. Calculate the wages of employees	L ? D
108. Assist senior-level accountants in performing bookkeeping tasks	L ? D

Continue at the top of the next column.

109. Catch fish as a member of a fishing crew	L ? D
110. Refinish furniture	L ? D
111. Examine blood samples using a microscope	L ? D
112. Investigate the cause of a fire	L ? D
113. Paint sets for plays	L ? D
114. Audition singers and musicians for a musical show	L ? D
115. Help families care for ill relatives	L ? D
116. Provide massage therapy to people	L ? D
117. Start your own business	L ? D
118. Negotiate business contracts	L ? D
119. Type labels for envelopes and packages	L ? D
120. Inventory supplies using a hand-held computer	L ? D

Continue at the top of the next column.

121. Fix a broken faucet	L ? D
122. Do cleaning or maintenance work	L ? D
123. Study the structure of the human body	L ? D
124. Develop psychological profiles of criminals	L ? D
125. Design sets for plays	L ? D
126. Announce a radio show	L ? D
127. Plan exercises for disabled patients	L ? D
128. Counsel people who have a life-threatening illness	L ? D
129. Represent a client in a lawsuit	L ? D
130. Negotiate contracts for professional athletes	L ? D
131. Develop an office filing system	L ? D
132. Keep records of financial transactions for an organization	L ? D

Continue at the top of the next column.

133. Maintain the grounds of a park	L ? D
134. Operate a machine on a production line	L ? D
135. Develop a way to better predict the weather	L ? D
136. Work in a biology lab	L ? D
137. Write scripts for movies or television shows	L ? D
138. Write a song	L ? D
139. Teach disabled people work and living skills	L ? D
140. Organize activities at a recreational facility	L ? D
141. Be responsible for the operation of a company	L ? D
142. Market a new line of clothing	L ? D
143. Record information from customers applying for charge accounts	L ? D
144. Photocopy letters and reports	L ? D

Continue at the top of the next column.

145. Spray trees to prevent the spread of harmful insects	L ? D
146. Test the quality of parts before shipment	L ? D
147. Invent a replacement for sugar	L ? D
148. Study genetics	L ? D
149. Perform jazz or tap dance	L ? D
150. Direct a movie	L ? D
151. Take care of children at a day-care center	L ? D
152. Organize field trips for disabled people	L ? D
153. Sell newspaper advertisements	L ? D
154. Sell merchandise at a department store	L ? D
155. Record rent payments	L ? D
156. Enter information into a database	L ? D

Continue at the top of the next column.

157. Operate a motorboat to carry passengers	L ? D
158. Repair and install locks	L ? D
159. Study the governments of different countries	L ? D
160. Do research on plants or animals	L ? D
161. Sing in a band	L ? D
162. Design artwork for magazines	L ? D
163. Assist doctors in treating patients	L ? D
164. Work with juveniles on probation	L ? D
165. Sell automobiles	L ? D
166. Manage a clothing store	L ? D
167. Keep inventory records	L ? D
168. Maintain employee records	L ? D

Continue at the top of the next column.

169. Set up and operate machines to make products	L ? D
170. Put out forest fires	L ? D
171. Do laboratory tests to identify diseases	L ? D
172. Study weather conditions	L ? D
173. Edit movies	L ? D
174. Pose for a photographer	L ? D
175. Provide physical therapy to people recovering from an injury	L ? D
176. Teach a high-school class	L ? D
177. Sell restaurant franchises to individuals	L ? D
178. Sell computer equipment in a store	L ? D
179. Stamp, sort, and distribute mail for an organization	L ? D
180. Handle customers' bank transactions	L ? D

TURN TO THE NEXT PAGE FOR SCORING INSTRUCTIONS.

HERE'S HOW TO SCORE YOUR INTEREST PROFILER

(1) Count the number of “Likes” you filled in for both rows of green questions on pages 4 & 5 and write that number in the first green box on the INSIDE of this scoring flap.

(2) Then turn to pages 6 & 7. Count the number of “Likes” you filled in for both rows of green questions on pages 6 & 7 and write that number in the second green box on the INSIDE of this scoring flap.

(3) Add the numbers in the two green boxes and write the total in the white box just below the two green boxes on the INSIDE of this scoring flap.

(4) REPEAT STEPS 1, 2, AND 3 FOR:

- the pink questions,
- the orange questions,
- the purple questions,
- the yellow questions, and
- the blue questions.

You will have six scores when you have finished.


(5) Look at the example to your left. It shows you how to score your Interest Profiler.


After you score your Interest Profiler, look at your Interest Profiler Score Report to learn what your scores mean and how to use them to explore careers.


OPEN THIS FLAP AND BEGIN SCORING


SCORING TIP!


It is important to make sure you count the number of LIKES correctly. Double-check your totals.


Count the number of "Likes" you filled in for both rows of green questions on pages 4 & 5, and write that number here. 


Turn to pages 6 & 7. Count the number of "Likes" you filled in for both rows of green questions on pages 6 & 7, and write that number here. 

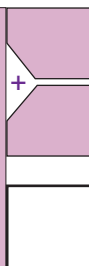
Now, **add** the numbers in the two green boxes and write the total here. This is your **REALISTIC** score. 





Turn to pages 4 & 5. Count the number of "Likes" you filled in for both rows of pink questions on pages 4 & 5, and write that number here. 


Turn to pages 6 & 7. Count the number of "Likes" you filled in for both rows of pink questions on pages 6 & 7, and write that number here. 

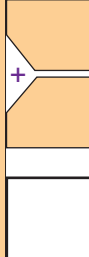
Now, **add** the numbers in the two pink boxes and write the total here. This is your **INVESTIGATIVE** score. 





Turn to pages 4 & 5. Count the number of "Likes" you filled in for both rows of orange questions on pages 4 & 5, and write that number here. 


Turn to pages 6 & 7. Count the number of "Likes" you filled in for both rows of orange questions on pages 6 & 7, and write that number here. 

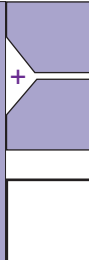
Now, **add** the numbers in the two orange boxes and write the total here. This is your **ARTISTIC** score. 





Turn to pages 4 & 5. Count the number of "Likes" you filled in for both rows of purple questions on pages 4 & 5, and write that number here. 


Turn to pages 6 & 7. Count the number of "Likes" you filled in for both rows of purple questions on pages 6 & 7, and write that number here. 


Now, **add** the numbers in the two purple boxes and write the total here. This is your **SOCIAL** score. 





Turn to pages 4 & 5. Count the number of "Likes" you filled in for both rows of yellow questions on pages 4 & 5, and write that number here. 


Turn to pages 6 & 7. Count the number of "Likes" you filled in for both rows of yellow questions on pages 6 & 7, and write that number here. 


Now, **add** the numbers in the two yellow boxes and write the total here. This is your **ENTERPRISING** score. 



Turn to pages 4 & 5. Count the number of "Likes" you filled in for both rows of blue questions on pages 4 & 5, and write that number here. 

Turn to pages 6 & 7. Count the number of "Likes" you filled in for both rows of blue questions on pages 6 & 7, and write that number here. 

Now, **add** the numbers in the two blue boxes and write the total here. This is your **CONVENTIONAL** score. 



When you have finished scoring, go to your Interest Profiler Score Report.

SCORING EXAMPLE

STEP 1

Kim counted the number of "Likes" she had filled in for both rows of questions in the green band on pages 4 and 5. She had 7 "Likes". She wrote that number in the first green box on the scoring flap. (Keep in mind that the number of "Likes" you marked may be different than the example.)

START HERE

1. Build kitchen cabinets	L 1	2. Guard money in an armored car	L 1	3. Study space	L 1
13. Operate a dairy farm	L 1	14. Lay bricks or tile	L 1	15. Study the history of past civilizations	L 1
25. Monitor a machine on an assembly line	L 1	26. Repair appliances	L 1	27. Develop a new medicine	L 1
37. Drive a taxi cab	L 1	38. Install flooring in houses	L 1	39. Study ways to reduce air pollution	L 1
49. Raise fish in a fish hatchery	L 1	50. Build a brick walkway	L 1	51. Determine the history of a city	L 1
61. Assemble electronic parts	L 1	62. Drive a truck to deliver goods to offices and homes	L 1	63. Diagnose and treat sick animals	L 1
72. Paint houses	L 1	74. Enforce fish and game laws	L 1	75. Conduct chemical experiments	L 1

SCORING TIP!
It is important to make sure you count the number of LIKES correctly. Double-check your total.

Count the number of "Likes" you filled in for both rows of green questions on pages 4 & 5 and write that number here. Turn to page 6 & 7. Count the number of "Likes" you filled in for both rows of green questions on pages 6 & 7 and write that number here. This is your REALISTIC score.

Now, add the numbers in the two green boxes and write the total here. This is your REALISTIC score.

Turn to page 6 and write the number of "Likes" you marked for each row.

7

STEP 2

Next, Kim counted the number of "Likes" she had filled in for both rows of questions in the green band on pages 6 and 7. She had 10 "Likes". She wrote that number in the second green box on the scoring flap.

SCORING TIP!
It is important to make sure you count the number of LIKES correctly. Double-check your total.

Count the number of "Likes" you filled in for both rows of green questions on pages 6 & 7 and write that number here. Turn to page 4 & 5. Count the number of "Likes" you filled in for both rows of green questions on pages 4 & 5 and write that number here. This is your REALISTIC score.

Now, add the numbers in the two green boxes and write the total here. This is your REALISTIC score.

10

17

SCORING TIP!
It is important to make sure you count the number of LIKES correctly. Double-check your total.

Count the number of "Likes" you filled in for both rows of green questions on pages 4 & 5 and write that number here. Turn to page 6 & 7. Count the number of "Likes" you filled in for both rows of green questions on pages 6 & 7 and write that number here. This is your REALISTIC score.

Now, add the numbers in the two green boxes and write the total here. This is your REALISTIC score.

Turn to page 5 and write the number of "Likes" you marked for each row.

10

STEP 3

Finally, Kim added the numbers in the first and second green boxes and wrote the total in the white box. Kim's "Realistic" score is 17.

(Remember, your score will probably be different.)